

OTTAWA ABORIGINAL COALITION

EXPERIENCES OF OTTAWA INDIGENOUS PEOPLE DURING COVID-19

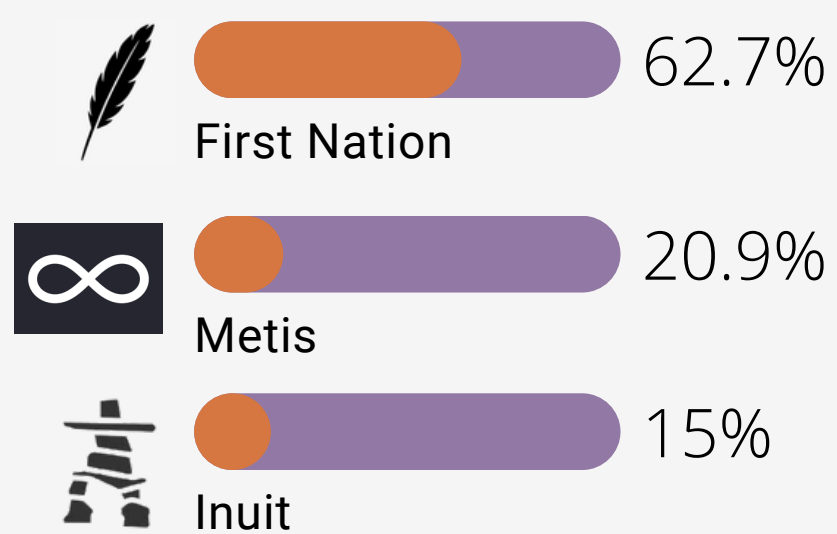
SURVEY AREAS

- Concerns and Experiences with Overall Wellbeing
- Employment, Income, and Education
- Housing Situations
- Children and their Education
- Social and Family Connections
- Mental Health and Wellbeing
- Access to Technology
- Getting Tested, Vaccinated, and Testing Positive for COVID-19
- Community and Personal Strengths
- Resiliency and Safety

DEMOGRAPHIC DATA

Indigenous Identity

***Indigenous identity was self identified*



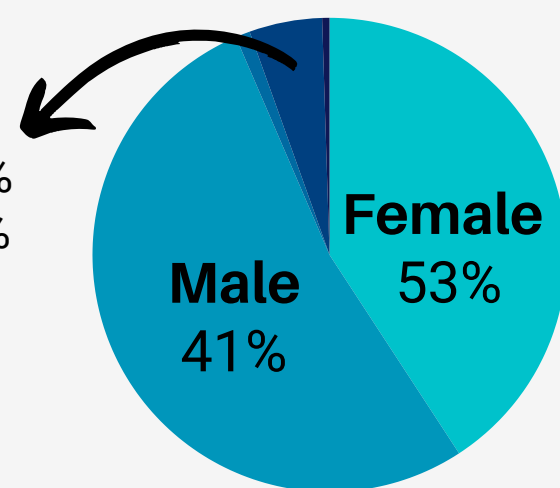
1077

Community Member Responses

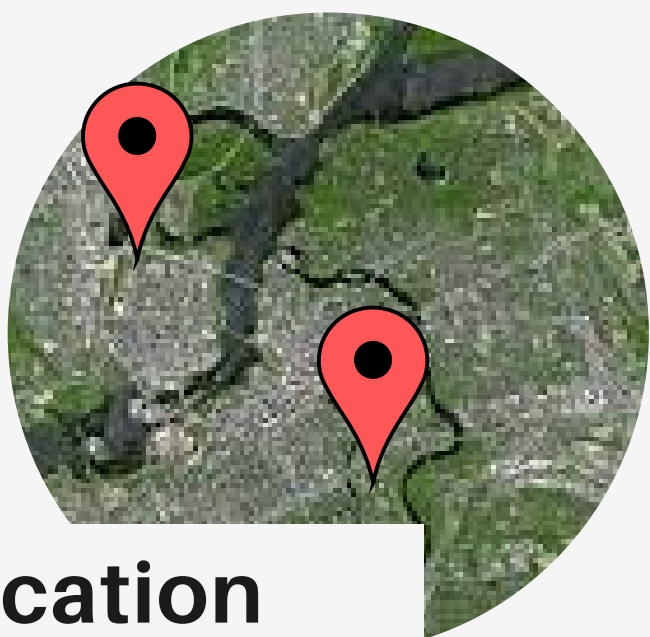
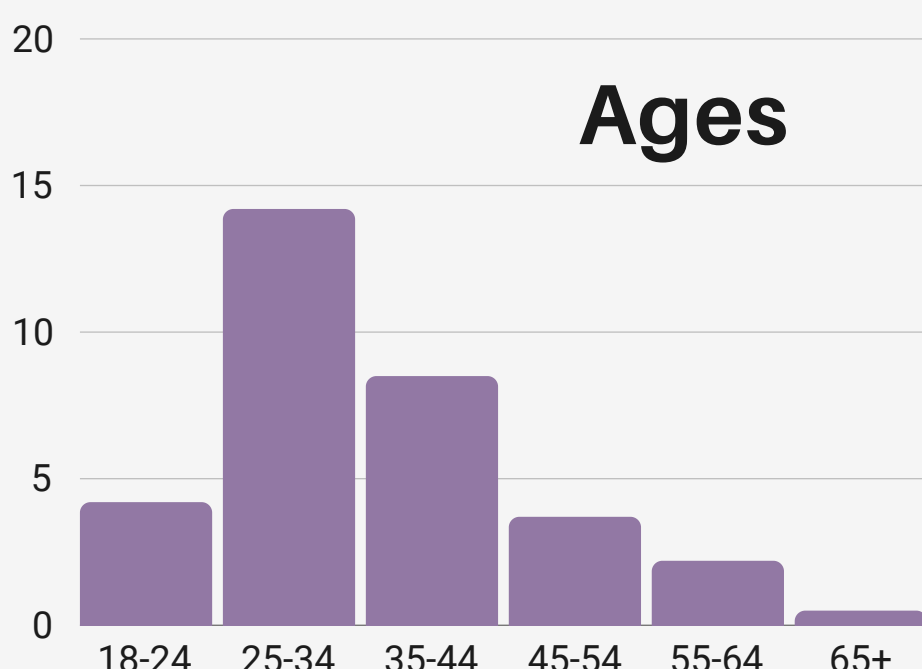
***There are 40,000 Ottawa Indigenous people*

Gender

Non-binary: 0.8%
Gender Fluid: 5%
Other: 0.5%



Ages



Location

12.6% Gatineau
86.6% Ottawa

INFOGRAPHIC RESULTS AT...

OTTAWAABORIGINALCOALITION.CA

SURVEY INFORMATION

The survey was conducted between June 4th to July 4th, 2021. We followed **Indigenous Ownership, Control, Access, and Participation Principles** as well as **Inuit Qaujimajatuqangit Principles** to self-identified Indigenous community members.

