



# Indigenous People's Experiences of Homelessness

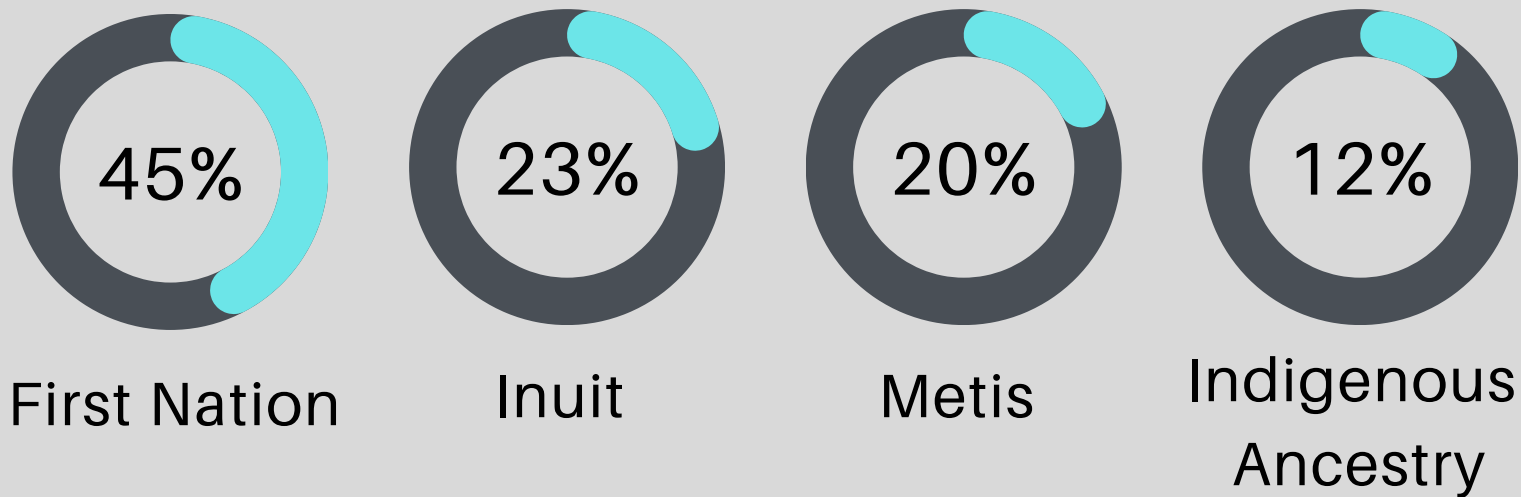


(2021 Homelessness Point in Time Count – 24 hours in October)

The City of Ottawa acknowledges that the Indigenous community represent 4% of the population in Ottawa-Gatineau. In the 2021 Point-in-Time count, **32% of people experiencing homelessness identified as Indigenous.**

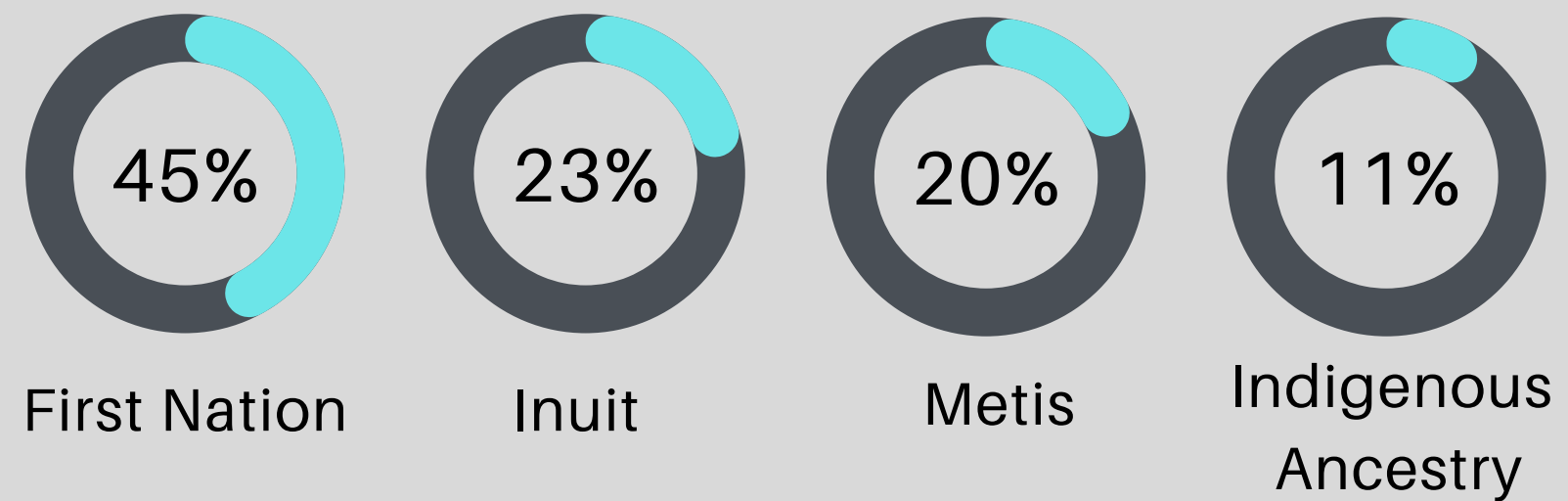
## 2018

335 surveys



## 2021

428 surveys



## HOMELESSNESS EXPERIENCES

### Age First Experienced Homelessness



**0-18**  
years old

- 44% in 2018 and 2021

**13-18**  
years old

- 36% in 2018 and 2021

Youngest ages were 0-1 years old over both years.

Oldest ages were 70 (2018) and 74 (2021)

### Duration of Homelessness in the Last Year

**365 DAYS** of homelessness

**40%** in 2018

**34%** in 2021

### Access to Shelter in the Last Year

**22%**  
in 2018

**29%**  
in 2021

did not access shelters





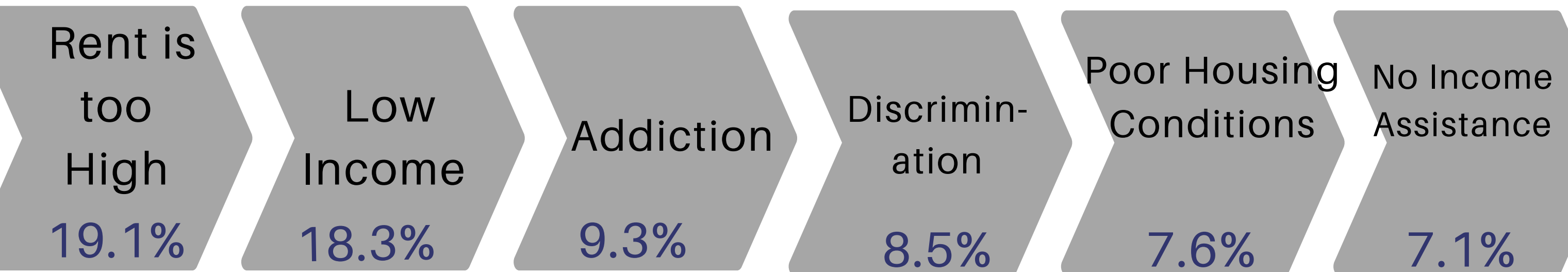


# FINDING HOUSING

People need the following supports to help with their housing journey...

- |                                     | <b>2021</b> |
|-------------------------------------|-------------|
| • Mental Health Resources           | 39%         |
| • Addictions/Substance use support  | 36%         |
| • Serious/ongoing medical condition | 21%         |
| • Physical Disability               | 9%          |
| • Learning disability               | 9%          |
| • Brain Injury                      | 6%          |

## Barriers to Finding Housing



## CURRENT EXPERIENCE OF HOMELESSNESS (2021)


In 2021 Indigenous peoples have been homeless for...

2 YEARS	10.2%
1 YEAR	9.3%
1-30 DAYS	8.2%

**11%**

Indigenous peoples lost their housing due to COVID-19


## Recent Causes of Homelessness



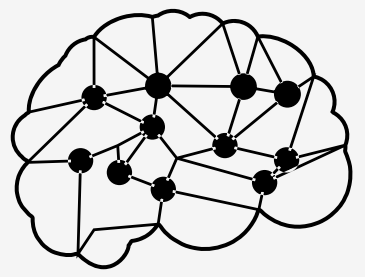





# HEALTH CHALLENGES




ILLNESS/ MEDICAL  
CONDITION  
**46%** IN 2018   **41%** IN 2021



LEARNING/COGNITIVE  
LIMITATION  
**35%**



PHYSICAL LIMITATION/  
DISABILITY  
**33%** IN 2018   **31%** IN 2021



MENTAL HEALTH ISSUE  
**53%** IN 2018   **56%** IN 2021



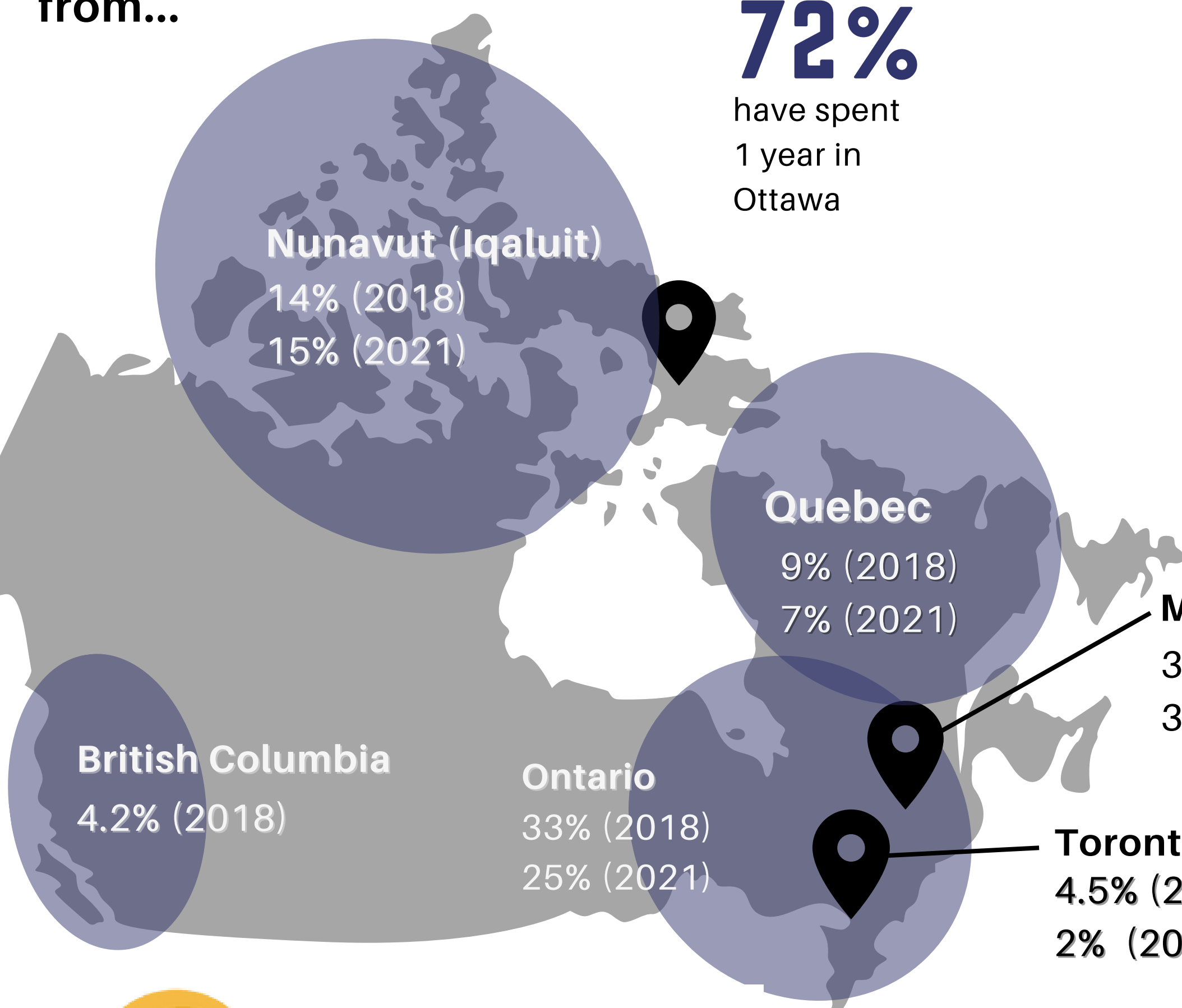
BRAIN INJURY AFTER  
BIRTH  
**31%**



SUBSTANCE USE/  
ADDICTION  
**70%** IN 2018   **72%** IN 2021

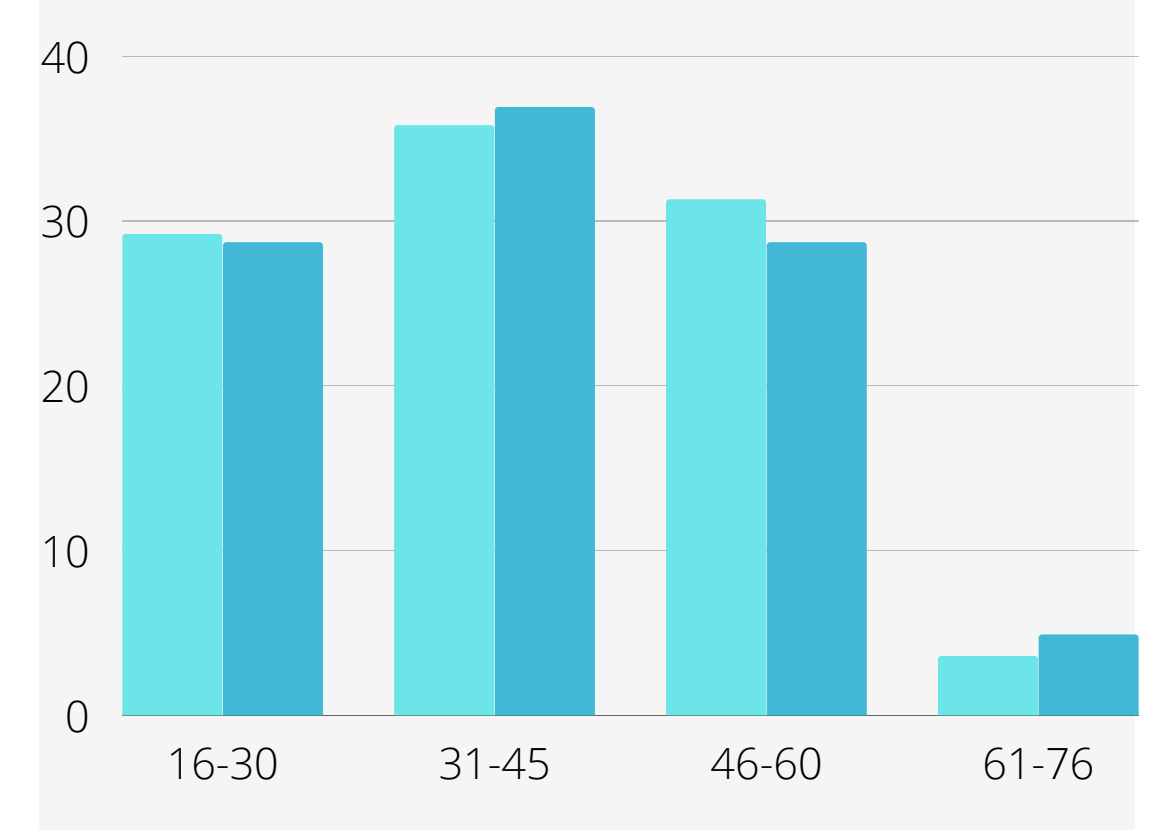
# DEMOGRAPHIC INFORMATION

People came to Ottawa  
from...




**72%**  
have spent  
1 year in  
Ottawa

Age Group Percentages (2018, 2021)



## Highest Level of Education (2021)





# CHILDREN IN CARE AND HOMELESSNESS EXPERIENCES

In 2018  
**47%** of Indigenous people who are homeless where also where a part of group homes or foster care.

In 2021  
**43%**




After leaving foster care, people experienced the following in one to ten days...

IN 2018  
**6%**  
WERE HOMELESS 1 DAY AFTER LEAVING FOSTER CARE

IN 2021  
**14%**  
WERE HOMELESS 1 DAY AFTER LEAVING FOSTER CARE

IN 2021, THIS NUMBER INCREASED TO  
**21%**  
WITHIN 10 DAYS OF LEAVING FOSTER CARE

THERE WAS AN **8%** INCREASE OVER THREE YEARS FOR INDIGENOUS YOUTH **ONE DAY AFTER LEAVING FOSTER CARE**



OTTAWA ABORIGINAL COALITION

